





















2025/26  
Year 5



	Autumn Term		Spring Term		Summer Term	
	Inset Monday - Tuesday 3 days + 7wks	Monday inset 4 days + 6wks	Monday inset 4 days + 5 wks	Monday inset 4 days + 4 wks	6wks - 1BH	7 wks + 1 day
<b>Reading</b>	Shackleton's Journey	Secrets of a Sun King	A Midsummer Night's Dream I Am Not A Label	Boy in the Tower & Daffodils William Wordsworth	The Explorer	Five Children and IT
<b>Writing</b>	<ul style="list-style-type: none"> <li>• Third person stories set in another culture</li> <li>• Formal letters of application</li> <li>• Poems that use word play</li> </ul>	<ul style="list-style-type: none"> <li>• Dialogue in narrative</li> <li>• Poems which explore form</li> <li>• Balanced argument</li> </ul>	<ul style="list-style-type: none"> <li>• Third person stories set in another culture</li> <li>• Playscripts (Shakespeare retelling)</li> </ul>	<ul style="list-style-type: none"> <li>• Biography</li> <li>• Poems that use word play</li> <li>• Formal letters of application</li> </ul>	<ul style="list-style-type: none"> <li>• Playscripts</li> <li>• Dialogue in narrative (first person myths and legends)</li> <li>• Biography</li> </ul>	<ul style="list-style-type: none"> <li>• Flexible block</li> <li>• Balanced argument</li> <li>• Poems which explore form</li> </ul>
<b>Spelling</b>	Block 1 Block 2 Block 3	Block 4 Block 5 Block 6 Spelling Assessment	Block 7 Block 8 Block 9 (half)	Block 9 (half) Block 10 Block 11 Spelling Assessment	Block 12 Block 13 Block 14 (half)	Block 14 (half) Block 15 Block 16 Spelling Assessment
<b>Handwriting</b>	Ai and ar An and am Ap and aw Er and ip le and in Assess and review	Ew and en Be and br Um and un Ux and xe Se and ze Assess and review	Ch and ck At and gh Sh and th ll and it lf and uf Assess and review	Ef and ff Bl and ut Ed and nd Ea and ig Ng and eg Assess and review	As and ss Ac and fo Oe and oi On and or Ou and ov/ow	Re and we/ve Oa and oo Wa and wo Oh and wh Wl and rl Ob and ok of

<b>Maths</b>	Place Value (3 weeks)  Addition and subtraction (2 weeks)  Multiplication and division (2 week)	Multiplication and division (1 week)  Fractions (4 weeks)  Multiplication and division (1 week)	Multiplication and division (2 weeks)  Fractions (2 weeks)  Decimals and percentages (1 week)	Decimals and percentages (2 weeks)  Shape (3 weeks)  Position and direction (2 weeks)	Shape (2 weeks)  Measurement – Volume (1 week) Statistics (2 weeks)  Position and direction (2 weeks)	Decimals (3 weeks)  Negative numbers (1 week)  Converting units (2 weeks)  Volume (1 week)
<b>Science</b>	<b>PROPERTIES &amp; CHANGES OF MATERIALS</b>   5 lessons	<b>PROPERTIES &amp; CHANGES OF MATERIALS</b>   5 lessons	<b>FORCES</b>   6 lessons	<b>EARTH &amp; SPACE</b>   6 lessons	<b>ANIMALS, INCLUDING HUMANS</b>   6 lessons	<b>LIVING THINGS &amp; THEIR HABITATS</b>   6 lessons
<b>RE</b> 	<b>U2.1 Why do some people think God exists?</b>		<b>U2.4 If God is everywhere, why go to a place of worship?</b>		<b>U2.6 What does it mean to be a Muslim in Britain today?</b>  <b>U2.7 What matters most to Christians and Humanists? (RE Day)</b>  RE DAY – Humanist speaker (TBC)	
 <b>History</b>	How has the Windrush generation migration helped shape modern day Britain?				Why were the Tudors so powerful, and what did they do with that power?	
 <b>Geography</b>	Human and Physical Geography- Population and Migration (3 + 3 sessions on		Environmental – Deforestation (3)  Lyfta lessons (3) <b>LYFTA</b> <b>Qualitative Data</b>			Human and Physical – Volcanoes, Mountains and Earthquakes (6) <b>LYFTA</b> <b>Qualitative Data</b>

	mapping fieldwork) <b>Mapwork</b> <b>Quantitative</b> <b>Data</b>					
<b>Forest school</b>	<b>Forest school day</b>		<b>Forest school every other week</b>			
<b>Computing</b>	Sharing Information 	Animation 2 	Course E 	Databases 	Games Unit 1 	iMovie 2 
<b>Digital learning</b>	Virtual fieldwork video (Geography)	Stop motion animation (History)			Chatterpix (history)	Green screen news report of volcano erupting or earthquake (Geography)
<b>Music</b>	<u><i>Intro to the Violin</i></u>  <u><i>ROCK - Living on a prayer</i></u>  <u><i>Classroom Jazz 1</i></u>		<u><i>Intro to the Violin Stage 2</i></u> <u><i>Make You Feel My Love – link to violins and use for resources</i></u> <u><i>RAP - The Fresh Prince of Belair</i></u>		<u><i>Intro to the Violin Stage 3</i></u> <u><i>Reflect, Rewind and Replay</i></u>  <u><i>Use MOTOWN Dancing in the Street for more resources</i></u>	
<b>DI</b> 		<b><u>Pencil Cases</u></b> Textiles & Materials	<b><u>Moving toys (animals)</u></b> Mechanisms and Mechanical systems			<b><u>Light up signs</u></b> Electrical systems & Programming
<b>Art</b>	Pop art The Explosion of Pop Art Roy Lichtenstein			<b><u>Exploring Expressionism</u></b> Anthony Gormley	<b><u>A Study of Surrealism</u></b>	
<b>Languages: French</b>	<b>RIGOLO 1 UNIT 7</b> <u>Encore</u> <ul style="list-style-type: none"> <li>Revise ways of describing people</li> <li>Describe someone's nationality</li> </ul>		<b>RIGOLO 1 UNIT 8</b> <u>Quelle heure est-il?</u> <ul style="list-style-type: none"> <li>Talk about activities</li> <li>Tell the time</li> <li>Talk about what time you do activities</li> <li>Assessment Unit 8</li> </ul>		<b>RIGOLO 1 UNIT 9</b> <u>Les Fetes</u> <ul style="list-style-type: none"> <li>Talk about Festivals and dates</li> <li>Talk about presents and festivals</li> <li>Count beyond 10 to 60</li> <li>Give and understand instructions</li> <li>Project work – festivals</li> </ul>	

	<ul style="list-style-type: none"> <li>Describe people using various adjectives</li> <li>Assessment Unit 7</li> </ul>				<ul style="list-style-type: none"> <li>Assessment unit 9</li> </ul>	
<b>PE</b>	Games Sending skills using hands	Gymnastics	OAA	Games Tag Rugby	Athletics	Games Attack Vs Defence or Pass & Move with feet
 <b>RSHE</b>	Setting Ground Rules (1)  Family and Relationship (1-4)  Regulation Zones (2) Lesson from Ch 3 Time for refuelling p 48 Lesson 9	Regulation Zones (2) Lesson from Ch. 3 pg 96 Lesson 12  Family and Relationship (5- 7)  Antibullying week (1) Assembly	Health and Wellbeing (1-4)  LGBTQ Assembly (1)  First aid (1)	Regulation Zones (2) Lessons 13 and 15  Health and Wellbeing (5-7)  Safety and the changing Body Lesson 1  19th March Rail Safety online assembly	Safety and changing Body (2-3) ( <i>no first aid or Sex ed</i> )  Economic wellbeing (3) Lessons 1, 3 and 4  Trip to The Houses of Parliament  Dog's Trust Safety workshop	Economic wellbeing (2) Lesson 5 and 6  Sex Education (3)  Transition (1)  International Day of Families assembly  Water Safety assembly
<b>Trips and Visitors</b>	The Tate Modern – Pop Art		The Globe Theatre – Midsummer Nights Dream Workshop 03.02.26	Greenwich Observatory	Houses of Parliament	Grand Central Mosque
<b>Power of Me</b>	Digital Me - Computing and iPad Charter	Performer Me – Christmas Production  Safe Me – Computing (Sharing Information)	Responsible Me – Geography (Deforestation) .  Safer Me (first aid training)	Giving Back Me – Global Curriculum Project (Grace Charity Fundraising Event)	Caring Me – Science (Animals Including Humans)	Different Me – RSHE (Sex Education)
<b>Power of We</b> 	<b>I do</b>		<b>We do</b>		<b>You do</b>	
	<b>Hook:</b> <b>Key question: What is diversity and how can we promote diversity in our classroom?</b>		<b>Key question: How can we help reduce inequalities and promote diversity locally?</b>  Grace charity – invite speaker in and organise Y5 fundraising event.		<b>Key question: What are some ways to explore diversity?</b>  <b>Outcome:</b>	

	<p><b>Outcome:</b> <b>Be a diversity champion</b></p> <p>Create a poster that stands up to discrimination and celebrates diversity.</p>	<p>Collection of toiletries to be distributed to those in need (in the local area.)</p>	<ul style="list-style-type: none"><li>• Try different foods from different countries and cultures</li><li>• Learn a few words in another language</li><li>• Watch a film or cartoon from another country</li></ul>
--	---	---	--

